

PORTAVALIGIA SPECIFICO - SPECIFIC CASE HOLDER
 PORTE-VALISE SPECIFIQUE - SPEZIFISCHER KOFFER-TRÄGER
 PORTA-EQUIPAJE ESPECIFICO

YAMAHA FJR 1300

2001/2002

ISTRUZIONI DI MONTAGGIO - MOUNTING INSTRUCTIONS
 INSTRUCTIONS DE MONTAGE - BAUANLEITUNG - INSTRUCCIONES DE MONTAJE



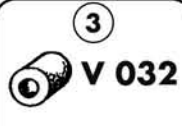
PORTAPACCHI
 LUGGAGE RACK
 PORTEPAQUETS
 SPEZIAL-TRÄGER
 TRANSPORTIN

Q.TY n.1



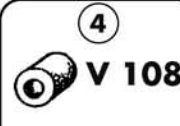
PIASTRA M5
 PLATE
 PLATINE
 PLATTE
 PLETINA

Q.TY n.1




DISTANZIALE Ø16x10
 foro Ø10,5mm
 SPACER
 ENTRETOISE
 DISTANZSTÜCK
 DISTANCIADOR

Q.TY n.3



DISTANZIALE Ø14x10
 foro Ø8,5mm
 SPACER
 ENTRETOISE
 DISTANZSTÜCK
 DISTANCIADOR

Q.TY n.2



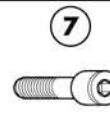
RONDELLA IN GOMMA
 Ø32x3, foro Ø16mm
 RUBBER WASHER
 RONDELLE EN GOMME
 GUMMISCHIBE
 ARAÑDELA DE GOMA

Q.TY n.1



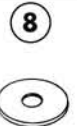
RONDELLA Ø8x14
 WASHER Ø8x14
 RONDELLE Ø8x14
 SCHEIBE Ø8x14
 ARAÑDELA Ø8x14

Q.TY n.1



VITE TCEI M6x25
 SCREW M6x25
 VIS M6x25
 SCHRAUBE M6x25
 TORNILLO M6x25

Q.TY n.4



RONDELLA Ø6x18
 WASHER Ø6x18
 RONDELLE Ø6x18
 SCHEIBE Ø6x18
 ARAÑDELA Ø6x18

Q.TY n.4




RONDELLA Ø6
 WASHER Ø6
 RONDELLE Ø6
 SCHEIBE Ø6
 ARAÑDELA Ø6

Q.TY n.4



DADO A.B. M6
 BOLT M6
 ECROU M6
 MUTTER M6
 TUERCA M6

Q.TY n.4



GOMMINO Z126
 RUBBER Z126
 CAOUTCHOUC Z126
 GUMMI Z126
 GOMA Z126

Q.TY n.4




COPRIFORO
 BOLT CAP
 CACHE TROU
 STOPLOCK
 TAPA AGUJERO

Q.TY n.6



COMPONENTI ORIGINALI
 ORIGINAL PARTS
 ORIGINAL BAUTEILE
 PARTIES ORIGINALES
 COMPONENTES

Q.TY n.-



TAPPO ANTIFURTO
 ANTI-THEFT CAP
 BOUCHON ANTIVOL
 ANTI-DIEBSTAHL
 TAPON ANTIRROBO

Q.TY n.1



MOUSSE
 37 X 37 mm
 MOUSSEGUMMI
 MOUSSE
 MOUSSE


Q.TY n.2



VITE TBEI M8x25
 SCREW M8x25
 VIS M8x25
 SCHRAUBE M8x25
 TORNILLO M8x25

Q.TY n.1

TOGLIERE IL PORTA-PACCHI ORIGINALE
 REMOVE THE ORIGINAL LUGGAGE CARRIER
 ENLEVER LE PORTE-PAQUETS ORIGINAL
 NEHMEN SIE DEN ORIGINAL-TRÄGER AB
 QUTAR EL PORTAEQUIPAJE ORIGINAL



ATTENZIONE: CARICO MASSIMO SOPPORTABILE DAL PORTAPACCO 6Kg.

WARNING: MAX. LOADING OF THE CARRIER 6Kg. (13lbs)

ATTENTION: CHARGE MAXIMALE 6Kg.

ACHTUNG: MAXIMALE BELASTUNG DES TRÄGERS 6Kg.

ATENCIÓN: CARGA MÁXIMA AUTORIZADA DEL PORTAEQUIPAJE 6Kg.

ATTENZIONE
 LITRAGGIO MASSIMO CONSENTITO 46lt.

ATTENTION
 MAX. LOADING CAPACITY 46 Ltrs.

ACHTUNG
 MAX. BELASTUNG 46 Ltrs.

ATTENTION
 LITRAGE/VOLUME ADMIS 46 LITRES

¡ATENCIÓN!
 CARGA MÁXIMA 46 Ltrs.

