


PARAMOTORE SPECIFICO - SPECIFIC ENGINE GUARD - PARE-CARTER SPECIFIQUE
 SPEZIFISCHER STURZBÜGEL - DEFENSA DE MOTOR ESPECIFICA

YAMAHA XT1200Z SUPER TENERE' 2010 - 2011

ISTRUZIONI DI MONTAGGIO - MOUNTING INSTRUCTIONS
 INSTRUCCIONES DE MONTAJE - BAUANLEITUNG - INSTRUCCIONES DE MONTAJE


1



PARAMOTORE
 ENGINE GUARD
 PARE-CARTER
 STURZBÜGEL
 DEFENSA DE MOTO

Q.TY n.2(dx-sx)


2



SUPPORTO
 SUPPORT
 SUPPORT
 HALTERUNG
 SOPORTE

Q.TY n.2(Dx-Sx)

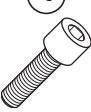
3



SUPPORTO
 SUPPORT
 SUPPORT
 HALTERUNG
 SOPORTE

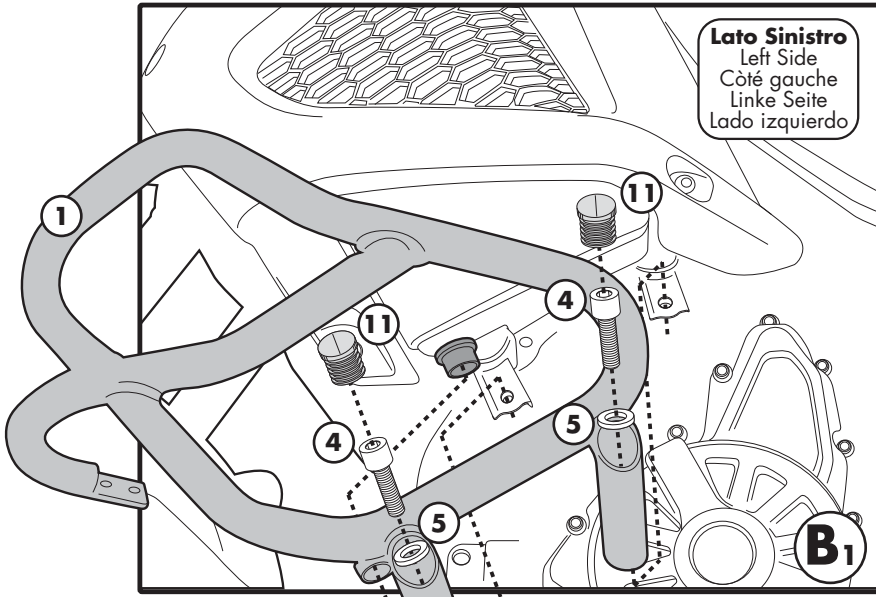
Q.TY n.1

4

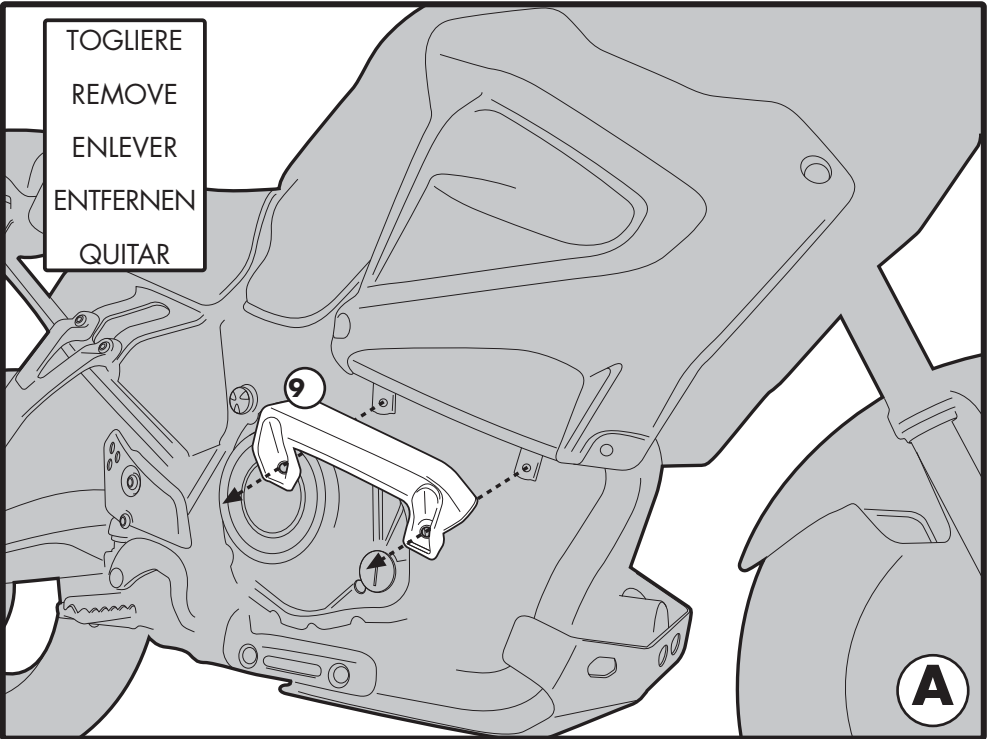


VITE TCEI M8x20mm
 SCREW
 VIS
 SCHRAUBE
 TORNILLO

Q.TY n.4

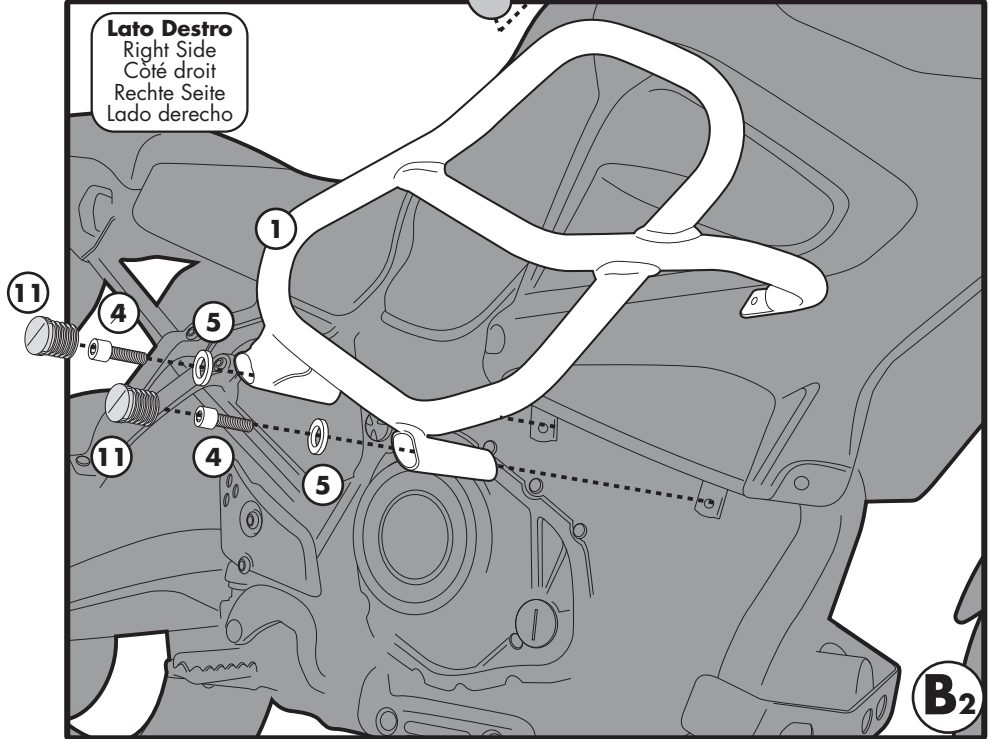


Lato Sinistro
 Left Side
 Côté gauche
 Linke Seite
 Lado izquierdo



TOGLIERE
 REMOVE
 ENLEVER
 ENTFERNEN
 QUITAR

A



Lato Destro
 Right Side
 Côté droit
 Rechte Seite
 Lado derecho

B2

PARAMOTORE SPECIFICO - SPECIFIC ENGINE GUARD - PARE-CARTER SPECIFIQUE
 SPEZIFISCHER STURZBÜGEL - DEFENSA DE MOTOR ESPECIFICA

YAMAHA XT1200Z SUPER TENERE'

2010 - 2011

ISTRUZIONI DI MONTAGGIO - MOUNTING INSTRUCTIONS
 INSTRUCTIONS DE MONTAGE - BAUANLEITUNG - INSTRUCCIONES DE MONTAJE

9

COMPONENTI ORIGINALI
 ORIGINAL PARTS
 PARTIES ORIGINALES
 ORIGINAL BAUTEILE
 COMPONENTES ORIGINALES

Q.TY n.-

10

RONDELLA 12RON
 WASHER
 RONDELLE
 SCHEIBE
 ARANDELA

Q.TY n.4

11

TAPPO INCLINATO 12°
 CAP
 BOUCHON
 KAPPE
 TAPON ANTIRROBO

Q.TY n.4

5



RONDELLA Ø8
 WASHER
 RONDELLE
 SCHEIBE
 ARANDELA

Q.TY n.4

6



DADO A.B. M8
 FLANGIATO
 BOLT M8
 ECROU M8
 MUTTER M8
 TUERCA M8

Q.TY n.4

7



RONDELLA Ø6x18mm
 WASHER
 RONDELLE
 SCHEIBE
 ARANDELA

Q.TY n.1

8



VITE TEF M12x35mm
 passo 1,25
 SCREW
 VIS
 SCHRAUBE
 TORNILLO

Q.TY n.4

