



PL8701 - KL8701

PORTAVALIGIE LATERALE SPECIFICO - SPECIFIC TUBULAR SIDE-CASE HOLDER - PORTE-VALISES LATÉRAUX SPÉCIFIQUE
SPEZIFISCHES STAHLROHR-SEITENTRAEGER - PORTA MALETAS LATERALES ESPECÍFICO - TRONCO LADO ESPECÍFICO


BENELLI BN600R (2013 - 2014)

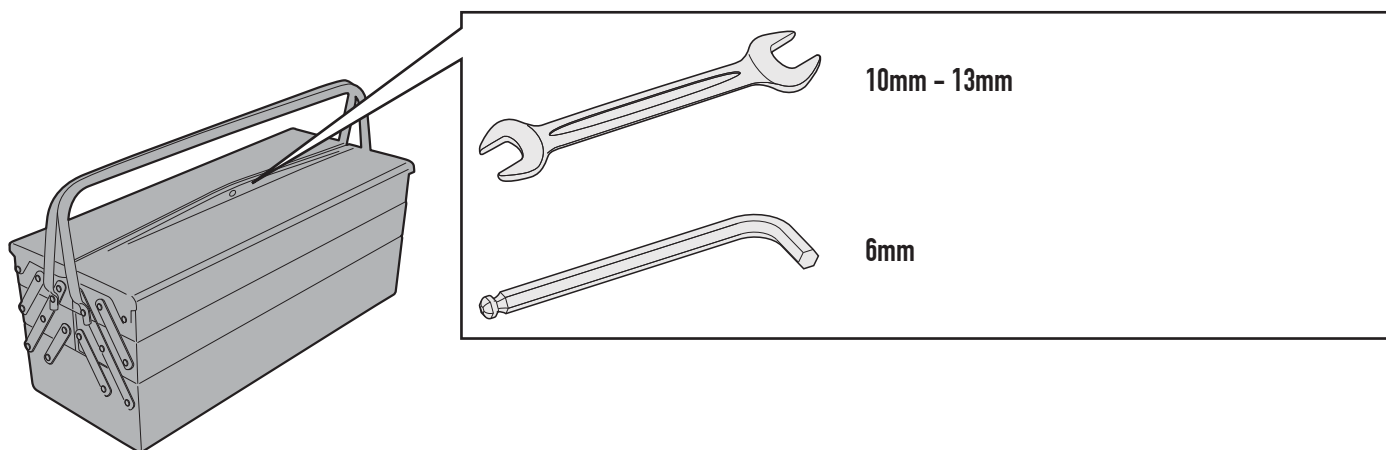
N°	Descrizione	Caratteristiche	Codice	Quantità	
1	Supporto - Support - Support Halterung - Soporte - Apoio	-	PL1121DXS PL1121SXS	2 (Dx,Sx)	
2	Ponte Posteriore - Rear Bridge - Pont Postérieure Verbindungsrohr - Puente Trasero - Ponte Traseira	-	GNB1239V	1	
3	Vite - Screw Vis - Schraube Tornillo - Parafuso	TE M8x20	820TEF	2	
4	Vite - Screw Vis - Schraube Tornillo - Parafuso	TEF M8x16	816TEF	2	
5	Vite - Screw Vis - Schraube Tornillo - Parafuso	TEF M6x16	616TEF	2	
6	Vite - Screw Vis - Schraube Tornillo - Parafuso	TEF M8x30	830TCE	1	
7	Vite - Screw Vis - Schraube Tornillo - Parafuso	TBEI M8x40	840TCE	1	
8	Dado - Bolt - Ecrou Mutter - Tuerca - Porca	Dado Auto Bloccante Flangiato M8	8DADIAFLN	2	
9	Dado - Bolt - Ecrou Mutter - Tuerca - Porca	Dado Auto Bloccante Flangiato Ribassato M8	8DADIFN	2	
10	Dado - Bolt - Ecrou Mutter - Tuerca - Porca	Dado Auto Bloccante Flangiato Ribassato M6	6DADIABFN	2	
11	Distanziale - Spacer Entretoise - Distanztueck Distanciador - Espaçador	Ø18x20 Foro 8,5mm	C18L20F8,5T	1	

PL8701 - KL8701

PORTAVALIGIE LATERALE SPECIFICO - SPECIFIC TUBULAR SIDE-CASE HOLDER - PORTE-VALISES LATÉRAUX SPÉCIFIQUE
 SPEZIFISCHES STAHLROHR-SEITENTRAEGER - PORTA MALETAS LATERALES ESPECÍFICO - TRONCO LADO ESPECÍFICO

BENELLI BN600R (2013 - 2014)

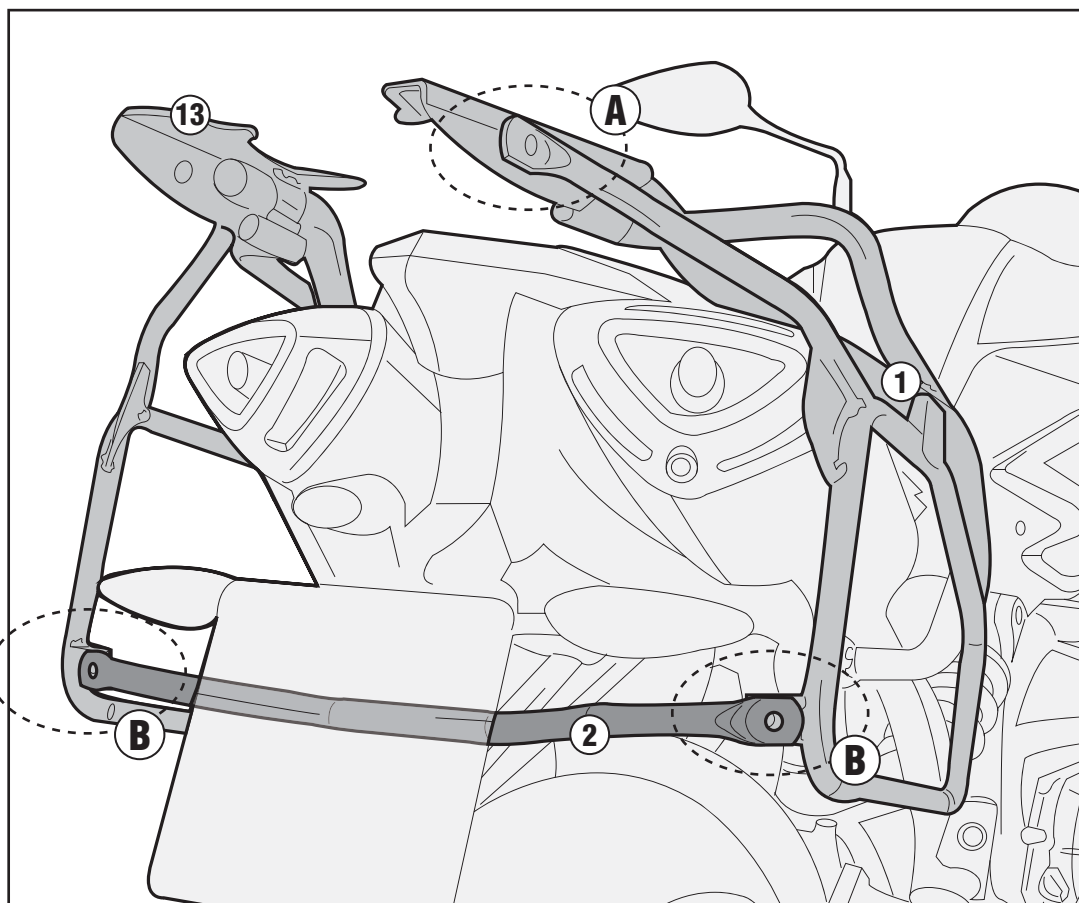
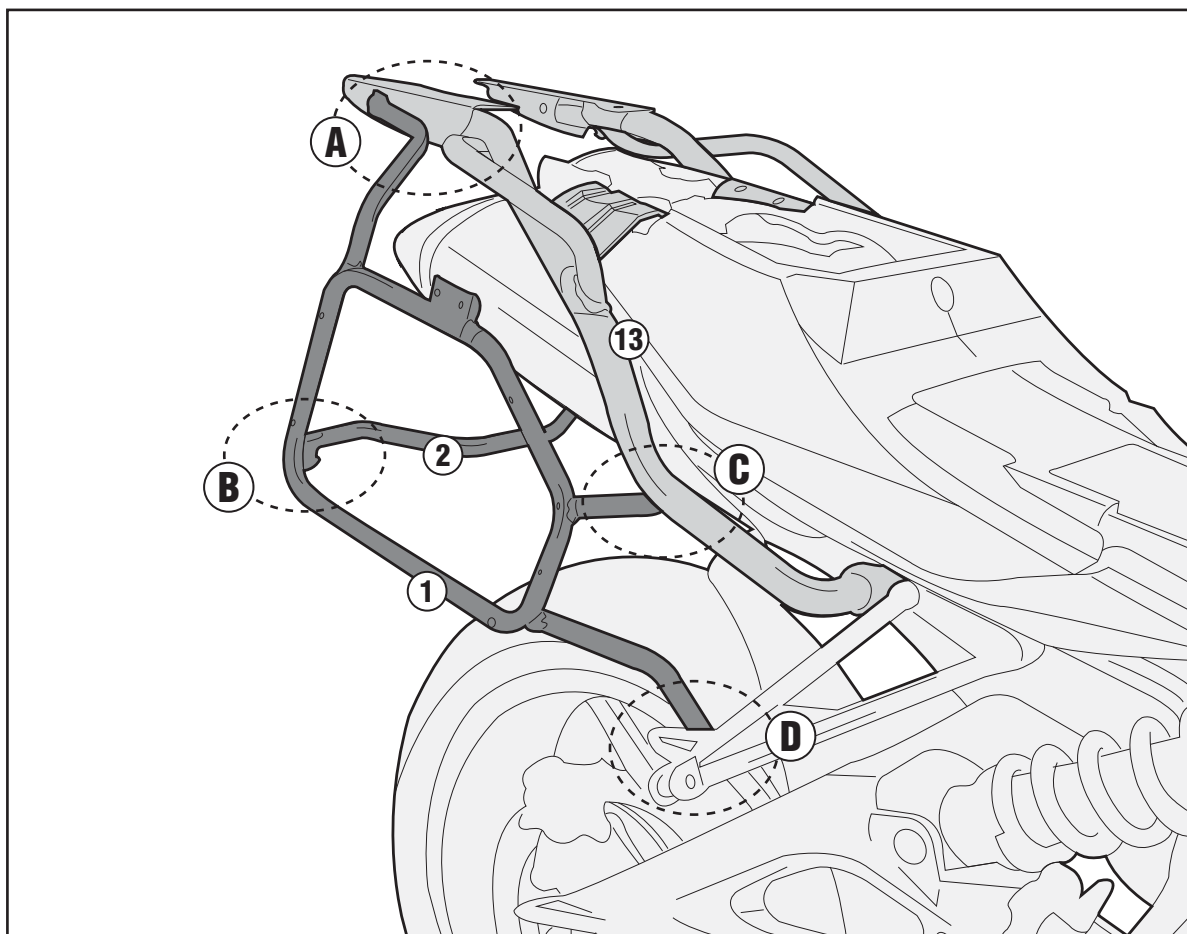
N°	Descrizione	Caratteristiche	Codice	Quantità	
12	Rondella - Washer Rondelle - Scheibe Arandela - Arruela	Ø14 Foro 8mm	814RON	2	
13	Particolari Inclusi Nell' SR8701 Components Included In the SR8701 Pièces Incluses Dans Le SR8701 Die Einzelnen Teile Sind Bei Montagekit Der SR8701 Despieces Incluidos En El SR8701 Explodiu incluido no SR8701	-	-	-	-
14	Componenti Originali - Original Parts Parties Originales - Original Bauteile Componentes Originales - Componentes Originais	-	-	-	-



PL8701 - KL8701

PORTAVALIGIE LATERALE SPECIFICO - SPECIFIC TUBULAR SIDE-CASE HOLDER - PORTE-VALISES LATÉRAUX SPÉCIFIQUE
SPEZIFISCHES STAHLROHR-SEITENTRAEGER - PORTA MALETAS LATERALES ESPECÍFICO - TRONCO LADO ESPECÍFICO

BENELLI BN600R (2013 - 2014)

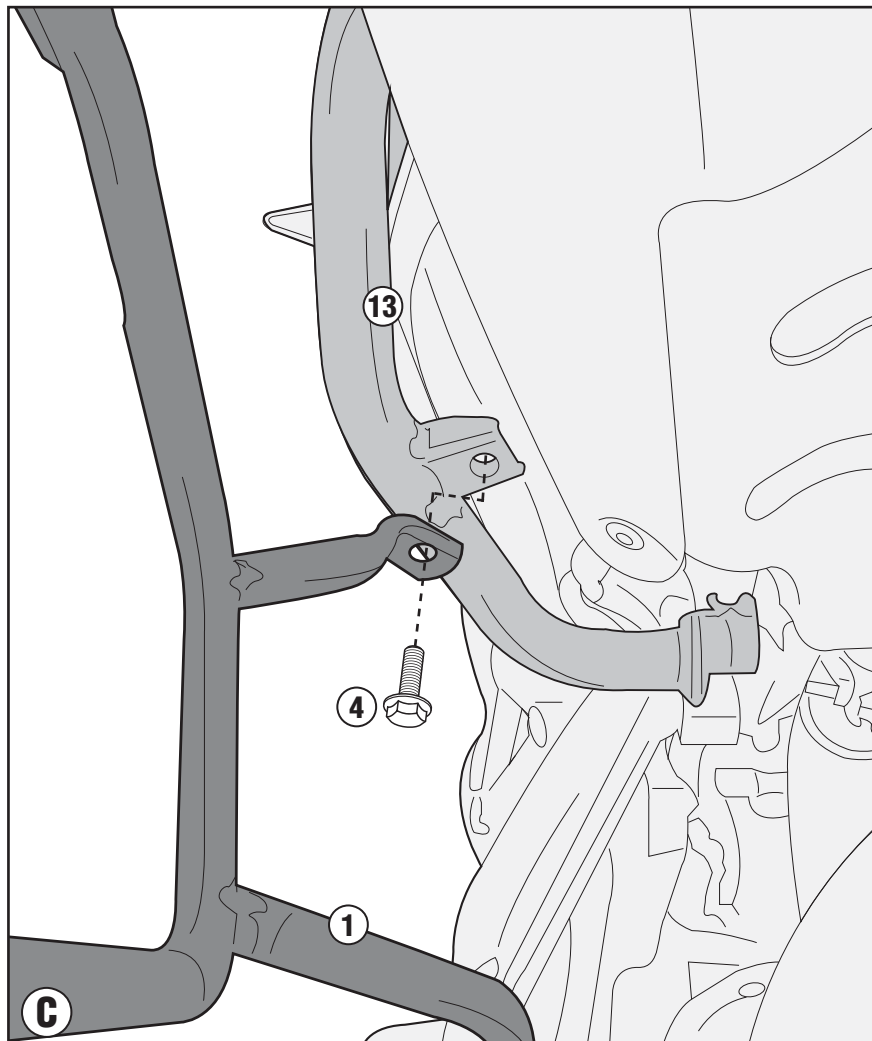
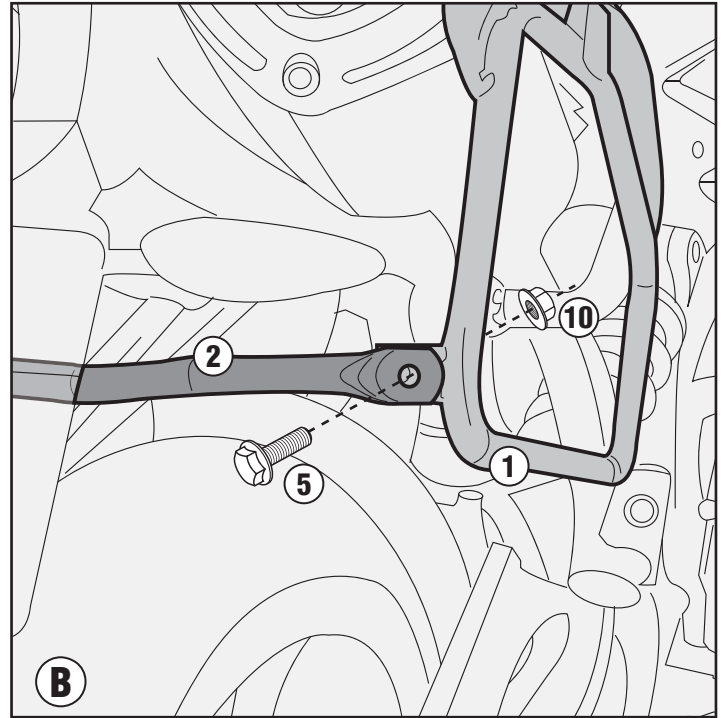
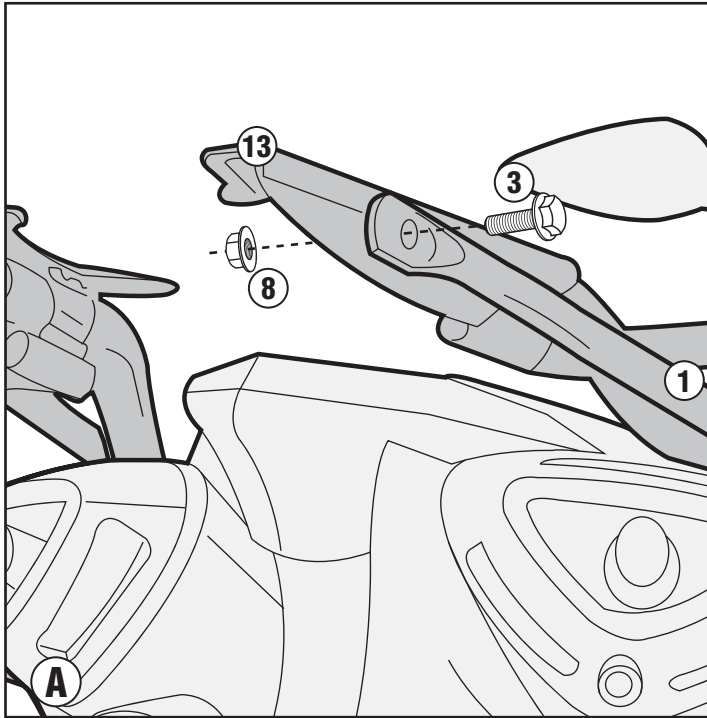


ISTRUZIONI DI MONTAGGIO - MOUNTING INSTRUCTIONS
INSTRUCTIONS DE MONTAGE - BAUANLEITUNG
INSTRUCCIONES DE MONTAJE - INSTRUÇÕES DE MONTAGEM

PL8701 - KL8701

PORTAVALIGIE LATERALE SPECIFICO - SPECIFIC TUBULAR SIDE-CASE HOLDER - PORTE-VALISES LATÉRAUX SPÉCIFIQUE
SPEZIFISCHES STAHLROHR-SEITENTRAEGER - PORTA MALETAS LATERALES ESPECÍFICO - TRONCO LADO ESPECÍFICO

BENELLI BN600R (2013 - 2014)

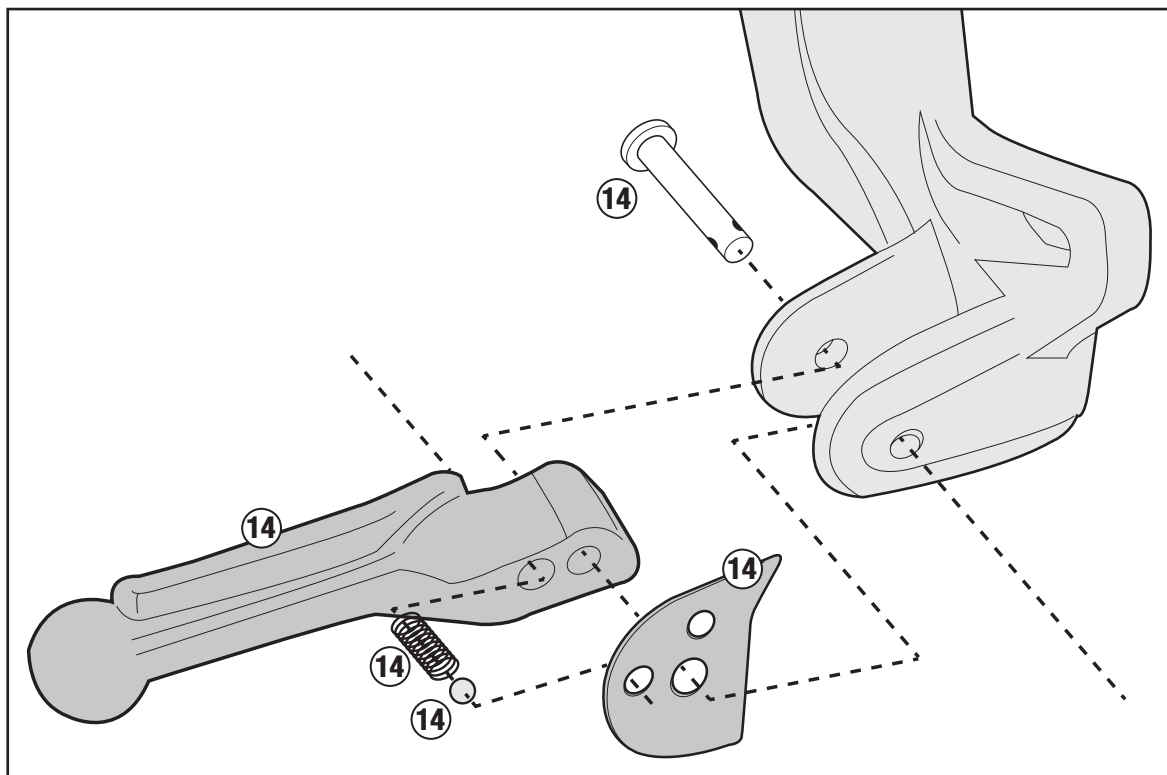
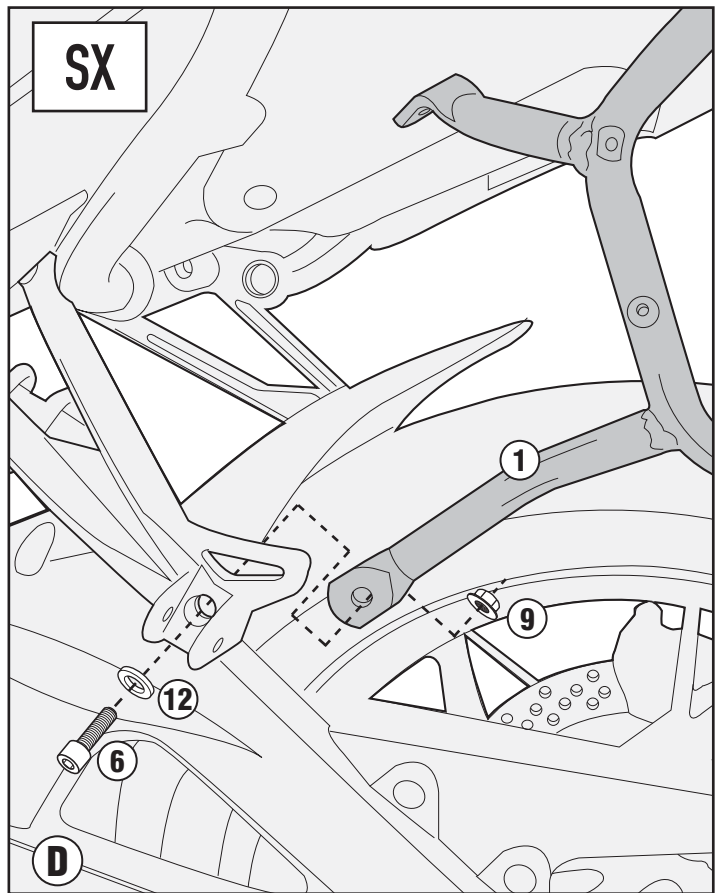
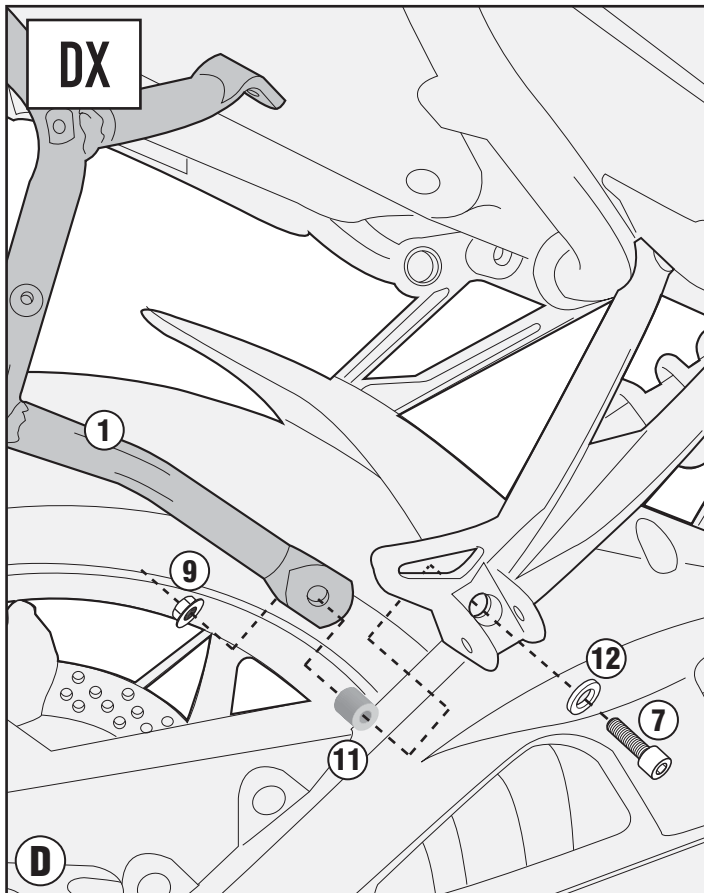


ISTRUZIONI DI MONTAGGIO - MOUNTING INSTRUCTIONS
INSTRUCTIONS DE MONTAGE - BAUANLEITUNG
INSTRUCCIONES DE MONTAJE - INSTRUÇÕES DE MONTAGEM

PL8701 - KL8701

PORTAVALIGIE LATERALE SPECIFICO - SPECIFIC TUBULAR SIDE-CASE HOLDER - PORTE-VALISES LATÉRAUX SPÉCIFIQUE
SPEZIFISCHES STAHLROHR-SEITENTRAEGER - PORTA MALETAS LATERALES ESPECÍFICO - TRONCO LADO ESPECÍFICO

BENELLI BN600R (2013 - 2014)



ISTRUZIONI DI MONTAGGIO - MOUNTING INSTRUCTIONS
INSTRUCTIONS DE MONTAGE - BAUANLEITUNG
INSTRUCCIONES DE MONTAJE - INSTRUCCIONES DE MONTAJE