


PORTAVALIGIE LATERALE SPECIFICO - SPECIFIC TUBULAR SIDE-CASE HOLDER
 PORTE-VALISES LATÉRAUX SPÉCIFIQUE - SPEZIFISCHES STAHLROHR-SEITENTRÄGER
 PORTA-EQUIPAJE LATERAL ESPECIFICO

YAMAHA TDM900 '02/'03

ISTRUZIONI DI MONTAGGIO - MOUNTING INSTRUCTIONS
 INSTRUCTIONS DE MONTAGE - BAUANLEITUNG - INSTRUCCIONES DE MONTAJE

①

Q.TY n.2 (dx-sx)

②


Q.TY n.1

③

GL 628
Q.TY n.2 (dx-sx)

④

GL 629
Q.TY n.2


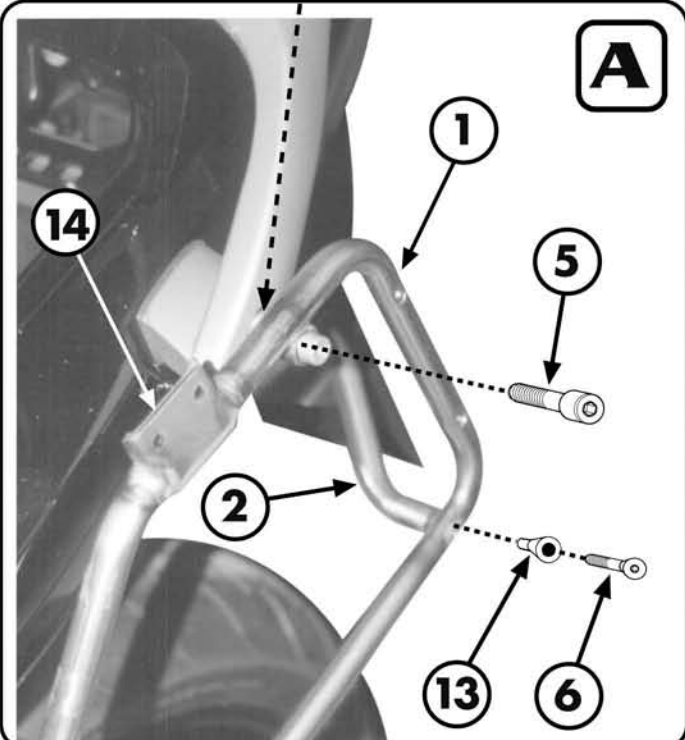
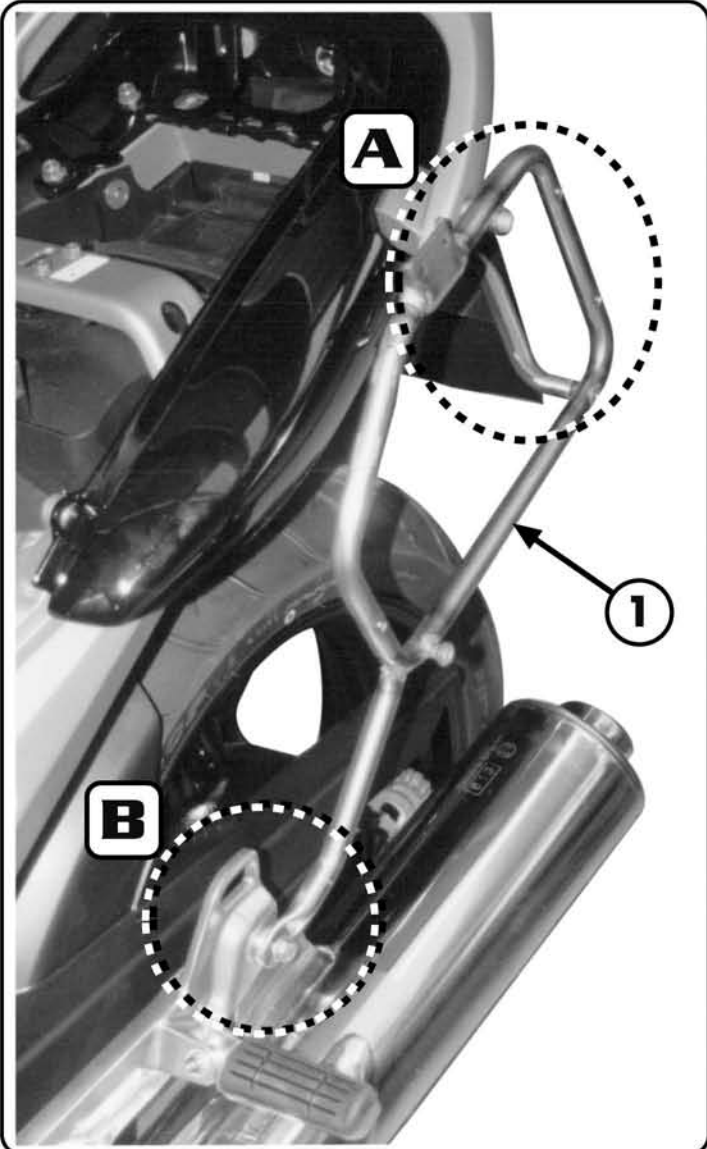
⑤

VITE TCEI M8 X 80
Q.TY n.2

⑥

VITE TCEI M6 X 40
Q.TY n.2

SOLO PORTAVALIGIE LATERALE SPECIFICO
 ONLY SPECIFIC TUBULAR SIDE-CASE HOLDER
 SEUL PORTE-VALISES LATÉRAUX SPÉCIFIQUE
 NUR SPEZIFISCHES STAHLROHR-SEITENTRÄGER
 SOLO PORTA-EQUIPAJE LATERAL ESPECIFICO

ATTENZIONE: CARICO MASSIMO, **3Kg.** PER OGNI VALIGIA.
WARNING: MAX LOAD, **3Kg.** FOR SIDECASE.
ATTENTION: CHARGE MAXIMUM, **3Kg.** CHAQUE VALISE
ACHTUNG: MAX, **3Kg.** PRO KOFFER.
ATENCIÓN: CARGO MAXIMO, **3Kg.**



PORTAVALIGIE LATERALE SPECIFICO - SPECIFIC TUBULAR SIDE-CASE HOLDER
 PORTE-VALISES LATÉRAUX SPÉCIFIQUE - SPEZIFISCHES STAHLROHR-SEITENTRÄGER
 PORTA-EQUIPAJE LATERAL ESPECIFICO

YAMAHA TDM900 '02/'03

ISTRUZIONI DI MONTAGGIO - MOUNTING INSTRUCTIONS
 INSTRUCTIONS DE MONTAGE - BAUANLEITUNG - INSTRUCCIONES DE MONTAJE

9



RONDELLA Ø8
 WASHER Ø8
 RONDELLE Ø8
 SCHEIBE Ø8
 ARANDELA Ø8

Q.TY n.2

10



RONDELLA Ø5
 WASHER Ø5
 RONDELLE Ø5
 SCHEIBE Ø5
 ARANDELA Ø5

Q.TY n.2

11



DISTANZIALE 20 X 10
 foro 8,5
 SPACER
 ENTRETOISE
 DISTANZSTÜCK
 DISTANCIADOR

Q.TY n.2

12



DISTANZIALE 10 X 5
 foro 5,5
 SPACER
 ENTRETOISE
 DISTANZSTÜCK
 DISTANCIADOR

Q.TY n.2

13



FUNGHETTO
 LITTLE SIDE SUPPORT
 SUPPORT VALISE
 LAGER KOFFER
 SOPORTE MALETA

Q.TY n.2

14



COPRINASELLO
 PLASTIC CAP
 CAPOUCHON PLAST.
 PLASTIK STOPSEL
 CUBREUNA

Q.TY n.2

15



RONDELLA ZIGRINATA Ø5mm
 WASHER Ø5mm
 RONDELLE Ø5mm
 SCHEIBE Ø5mm
 ARANDELA Ø5mm

Q.TY n.4

7



VITE TE M8 X 30
 SCREW M8 X 30
 VIS M8 X 30
 SCHRAUBE M8 X 30
 TORNILLO M8 X 30

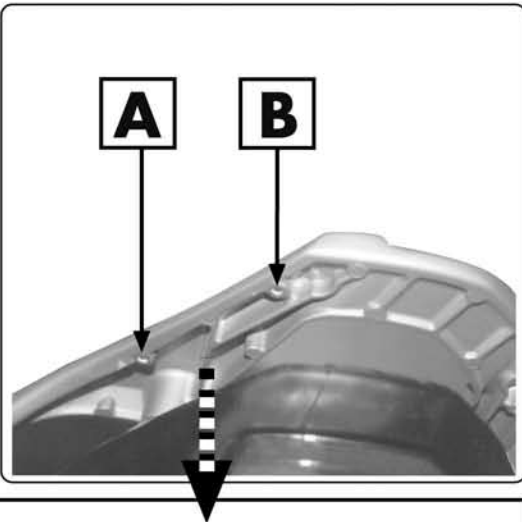
Q.TY n.2

8



VITE TCEI M5 X 16
 SCREW M5 X 16
 VIS M5 X 16
 SCHRAUBE M5 X 16
 TORNILLO M5 X 16

Q.TY n.2



FISSAGGIO FRECCIA
BLINKER MOUNTING
MONTAGE CLIGNOTANT
BLINKER MONTIERT
MONTAJE INTERMITENTE

ORIGINAL

MONORACK SPECIFICO+PORTAVALIGIE LATERALE SPECIFICO
SPECIFIC MONORACK+SPECIFIC TUBULAR SIDE-CASE HOLDER
MONORACK SPECIFIQUE+PORTE-VALISES LATÉRAUX SPÉCIFIQUE
SPEZIFISCHES MONORACK+SPEZIFISCHES STAHLROHR-SEITENTRÄGER
MONORACK ESPECIFICO+PORTA-EQUIPAJE LATERAL ESPECIFICO

SOLO PORTAVALIGIE LATERALE SPECIFICO
ONLY SPECIFIC TUBULAR SIDE-CASE HOLDER
SEUL PORTE-VALISES LATÉRAUX SPÉCIFIQUE
NUR SPEZIFISCHES STAHLROHR-SEITENTRÄGER
SOLO PORTA-EQUIPAJE LATERAL ESPECIFICO

POSIZIONE SUPPORTO FRECCIA
BLINKER SUPPORT POSITION
POSITIONNEMENT SUPPORT CLIGNOTANT
BLINKER LAGER MONTIERT
MONTAJE SOPORTE INTERMITENTE