

MONORACK SPECIFICO - SPECIFIC MONORACK  
 MONORACK SPECIFIQUE - SPEZIFISCHES MONORACK - MONORACK ESPECÍFICO

# YAMAHA XT600E '95/'02

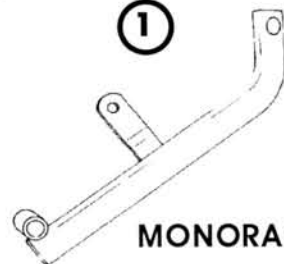
ISTRUZIONI DI MONTAGGIO - MOUNTING INSTRUCTIONS  
 INSTRUCCIONES DE MONTAJE - BAUANLEITUNG - INSTRUCCIONES DE MONTAJE

**A**



• TOGLIERE LE MANIGLIE ORIGINALI  
 • TAKE OFF THE ORIGINALS HANDLES  
 • ENLEVER LES POIGNEES ORIGINELLES

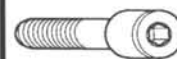
**1**



MONORACK

Q.TY n.2

**2**



VITE TCEI M 8 X 45  
 SCREW M 8 X 45  
 VIS M 8 X 45

Q.TY n.2

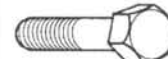
**3**



RONDELLA  $\varnothing$  8  
 RONDELLE  $\varnothing$  8  
 WASHER  $\varnothing$  8

Q.TY n.2

**4**



VITE TE M 8 X 45  
 SCREW M 8 X 45  
 VIS M 8 X 45

Q.TY n.2

**5**




DISTANZIALE  $\varnothing$  18X27  
 RIBASSATO 13,5X6  
 COLLAR DISTANCE  
 $\varnothing$  18X27  
 COLLIER DE  
 SEPARATION  $\varnothing$  18X27

Q.TY n.2

CAPACITA' DI CARICO CONSIGLIATO:  
 ADVISED LOADING CAPACITY:  
 CAPACITE' DE CHARGEMENT CONSEILLEE:

**Kg 3**

**B**



**C**

