

ATTACCHI SPECIFICI PER - SPECIFIC FITTING KIT FOR  
 KIT DE MONTAGE SPECIFIQUE POUR - SPEZIFISCHER MONTAGEKIT FÜR  
 ANCLAJE ESPECÍFICO PARA

# SYM HD2 120-200cc 2011

ISTRUZIONI DI MONTAGGIO - MOUNTING INSTRUCTIONS  
 INSTRUCTIONS DE MONTAGE - BAUANLEITUNG - INSTRUCCIONES DE MONTAJE


**1**



**SUPPORTO**  
 SUPPORT  
 SUPPORT  
 HALTERUNG  
 SOPORTE

**Q.TY n.2(Dx-Sx)**


**2**



**VITE TEF M8x35mm**  
 SCREW  
 VIS  
 SCHRAUBE  
 TORNILLO

**Q.TY n.4**

**3**



**VITE TBEI M6x25mm**  
 SCREW  
 VIS  
 SCHRAUBE  
 TORNILLO

**Q.TY n.4**

**4**



**DISTANZIALE Ø14x16mm**  
 Foro Ø8,5mm, V457  
 SPACER  
 ENTRETOISE  
 DISTANZSTUECK  
 DISTANCIADOR

**Q.TY n.4**


**5**



**BOCCOLA DI RITENZIONE**  
 z871N  
 PLASTIC BUSH  
 DOUILLE PLASTIQUE  
 PLASTIK BUCHSE  
 CASQUILLO

**Q.TY n.4**


**6**



**GOMMINO**  
 z268  
 FAIRLEADER  
 CHAUMARD  
 GUMMI  
 GOMA

**Q.TY n.4**


**7**



**DADO A.B. M6**  
 FLANGIATO  
 BOLT M6  
 ECROU M6  
 MUTTER M6  
 TUERCA M6

**Q.TY n.4**

**8**



**Q.TY n.-**

