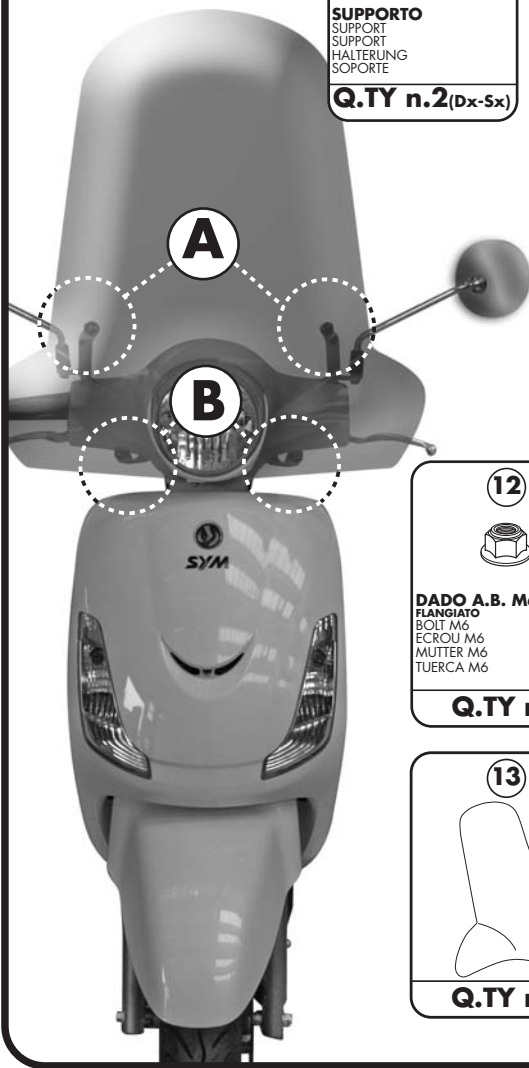


ATTACCHI SPECIFICI PER - SPECIFIC FITTING KIT FOR
 KIT DE MONTAGE SPECIFIQUE POUR - SPEZIFISCHER MONTAGEKIT FÜR
 ANCLAJE ESPECIFICO PARA

SYM FIDDLE II 50-125cc 2009

ISTRUZIONI DI MONTAGGIO - MOUNTING INSTRUCTIONS
 INSTRUCTIONS DE MONTAGE - BAUANLEITUNG - INSTRUCCIONES DE MONTAJE




3



SUPPORTO
 SUPPORT
 SUPPORT
 HALTERUNG
 SOPORTE

Q.TY n.2(Dx-5x)


4



VITE TEF M8x50mm
 SCREW
 VIS
 SCHRAUBE
 TORNILLO

Q.TY n.2


5



VITE TEF M8x30mm
 SCREW
 VIS
 SCHRAUBE
 TORNILLO

Q.TY n.2


6



VITE TBEI M6x25mm
 SCREW
 VIS
 SCHRAUBE
 TORNILLO

Q.TY n.4

7



GOMMINO
 Z286
 FAIRLEADER
 CHAUMARD
 GUMMI
 GOMA

Q.TY n.4

8



BOCCOLA DI RITENZIONE z871N
 PLASTIC BUSH
 DOUILLE PLASTIQUE
 PLASTIK BÜCHSE
 CASQUILLO

Q.TY n.4

9



DISTANZIALE Ø14x12mm
 Foro Ø8,5mm, V005
 SPACER
 ENTRETÔISE
 DISTANZSTÜCK
 DISTANCIADOR

Q.TY n.2


10



DISTANZIALE Ø14x37mm
 V612
 SPACER
 ENTRETÔISE
 DISTANZSTÜCK
 DISTANCIADOR

Q.TY n.2


11



DADO A.B. M8
 FLANGIATO
 BOLT M8
 ECROU M8
 MUTTER M8
 TUERCA M8

Q.TY n.2

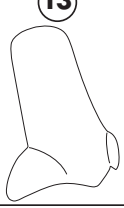
12



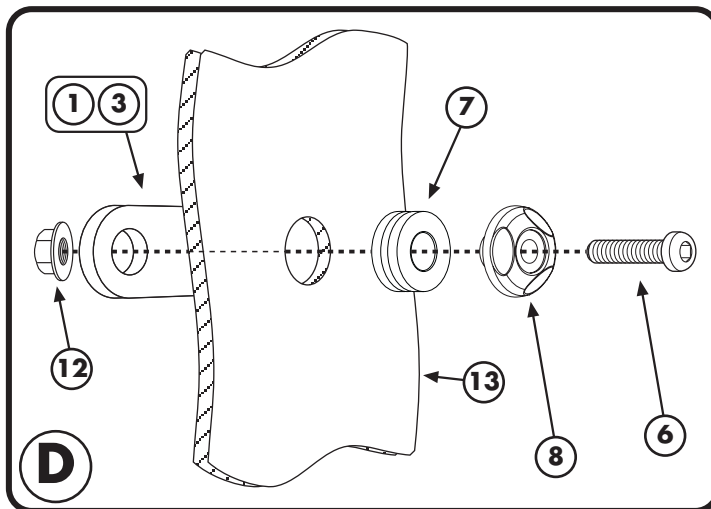
DADO A.B. M6
 FLANGIATO
 BOLT M6
 ECROU M6
 MUTTER M6
 TUERCA M6

Q.TY n.4

13



Q.TY n.-



1



SUPPORTO
 SUPPORT
 SUPPORT
 HALTERUNG
 SOPORTE

Q.TY n.2(Dx-5x)

2



SUPPORTO
 SUPPORT
 SUPPORT
 HALTERUNG
 SOPORTE

Q.TY n.2

