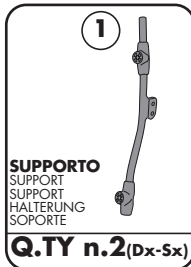


ATTACCHI SPECIFICI PER - SPECIFIC FITTING KIT FOR  
 KIT DE MONTAGE SPECIFIQUE POUR - SPEZIFISCHER MONTAGEKIT FÜR  
 ANCLAJE ESPECÍFICO PARA

# HONDA SH300i 2011

ISTRUZIONI DI MONTAGGIO - MOUNTING INSTRUCTIONS  
 INSTRUCTIONS DE MONTAGE - BAUANLEITUNG - INSTRUCCIONES DE MONTAJE



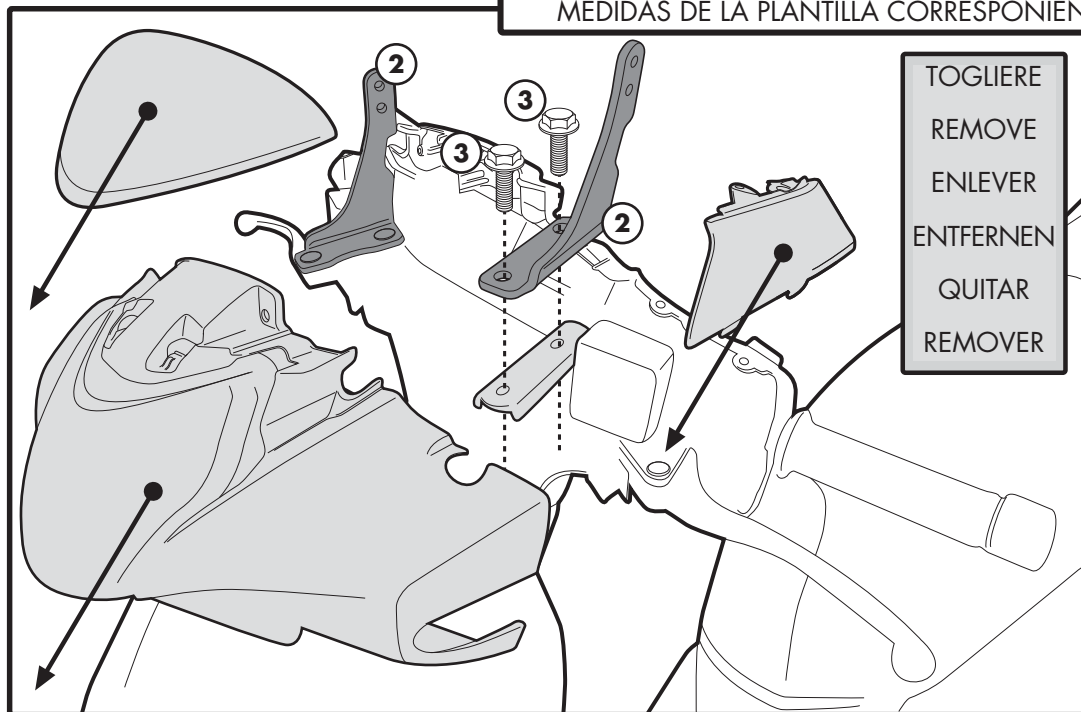
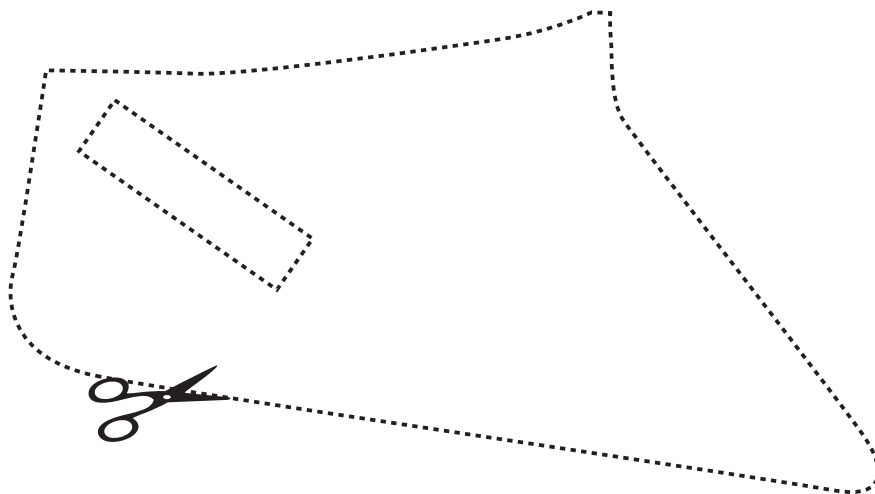
PRIMA DI FORARE VERIFICARE CHE LA DIMA  
 CORRISPONDA ALLE MISURE INDICATE

BEFORE DRILLING HOLES CHECK THAT MEASURES ON  
 TEMPLATE CORRESPOND

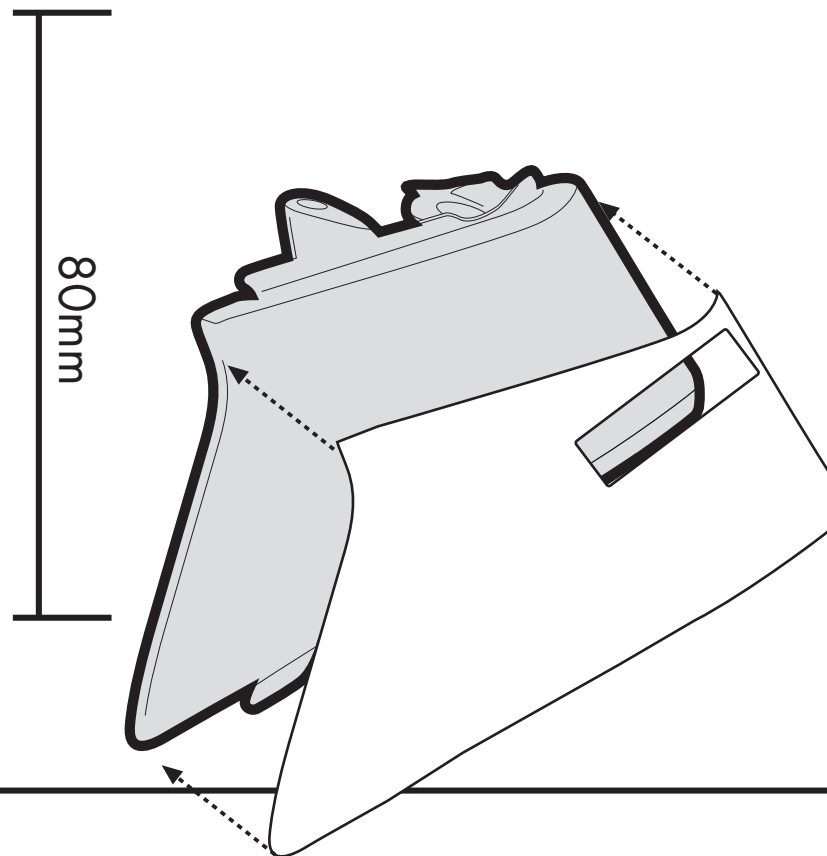
AVANT DE PERCER CONTROLER QUE LE GABARIT  
 CORRESPOND AUX MESURES INDIQUEE

BEVOR DER KOFFERDECKEL DURCHBOHRT WIRD,  
 PRÜFEN SIE DAß DIE SCHABLONE DEN GEGEBENEN  
 ABMESSUNGEN ENTSPRICH

ANTES DE HACER LOS AGUJEROS COMPROBAR LAS  
 MEDIDAS DE LA PLANTILLA CORRESPONIENTE



TOGLIERE  
 REMOVE  
 ENLEVER  
 ENTFERNEN  
 QUITAR  
 REMOVER



ATTACCHI SPECIFICI PER - SPECIFIC FITTING KIT FOR  
 KIT DE MONTAGE SPECIFIQUE POUR - SPEZIFISCHER MONTAGEKIT FÜR  
 ANCLAJE ESPECIFICO PARA

# HONDA SH300i

## 2011

ISTRUZIONI DI MONTAGGIO - MOUNTING INSTRUCTIONS  
 INSTRUCTIONS DE MONTAGE - BAUANLEITUNG - INSTRUCCIONES DE MONTAJE

8



Z871N

**BOCCOLA DI RITENZIONE VETRO**  
 PLASTIC BUSH  
 DOUILLE PLASTIQUE  
 BUCHSE PLASTIK  
 CASQUILLO

**Q.TY n.4**

3



**VITE TEF M8x16mm**  
 SCREW  
 VIS  
 SCHRAUBE  
 TORNILLO

**Q.TY n.4**

4



**VITE TEF M6x20mm**  
 SCREW  
 VIS  
 SCHRAUBE  
 TORNILLO

**Q.TY n.4**

5



**VITE TBEI M6x25mm**  
 SCREW  
 VIS  
 SCHRAUBE  
 TORNILLO

**Q.TY n.4**

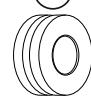
6



**DADO A.B. M6**  
 FLANGIATO  
 BOLT M6  
 ECROU M6  
 MUTTER M6  
 TUERCA M6

**Q.TY n.4**

7



**GOMMINO**  
 Z268  
 FAIRLEADER  
 CHAUMARD  
 GUMMI  
 GOMA

**Q.TY n.4**

